










Overview APS annunciator systems

	 Voice agent	 TS 400	 RMC	 LSA	 LSB 04/08	 LSC	 LSE	 AS 1200	 AS 5000		
Front panel		●				●	●		●	Mounting	
DIN-rail	●	●		●	●	●		●			● = OK
Wall-mount	●			●		●					● = specific components
19"-Rack	●		●			●					● = with accessory
LED on device			●	●	●	●	●		●	Communication	
Integrated horn	●	●	●			●	●	●	●		● = OK
Relay contact	●	●	●	●	●	●	●	●	●		● = depending on version
Text display	●	●	●								● = with GSM-gateway
Graphical display		●									
SMS	●	●	●								
E-Mail	●	●	●								
Voice messages	●	●									
Pager messages	●	●									
SNMP traps		●	●								
ESPA protocol		●									
SIA DC-09 CID protocol	●	●									
MODBUS master/slave		●									
ATAS/CSTA		●									
KNX		●									
Operation-/Faultindicator		●					●			Alarm sequence	
New value-/First-up indicator	●	●	●	●		●	●		●		● = OK
Common alarm indicator				●	●		●	●			● = Depending on version
Indicator unit							●				
Basic alarm inputs	16	8	12	8	4/8	8	16	12	16/32	Number of alarm inputs	
Maximum alarm inputs	64	unlimited	12	256	256	64	320	12	32		